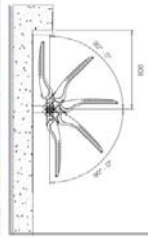




Optics: in PMMA, highly resistant to temperature and UV radiation.
LED: Luminous flux maintenance 70% 60000h (L70B50)
 Power factor >0.9
 Photobiological safety class: exempt group
 Allowable ambient temperature -30°C to +40°C



3274 - Stelvio 2 plus - Power LED asymmetric

CLD CELL		LED (Tj=85°C)	
LED	weight	W	A - min 20mm, 5m
LED anthrac. 320360-00	11.30	110	4000K - 13720lm - CRI>70
LED anthrac. 320361-00	11.40	141	4000K - 17640lm - CRI>70
LED anthrac. 320363-00	12.80	179	4000K - 21560lm - CRI>70

(On request, possibility for the various options for managing the supply point (see table on p. 81))

Electrical Power	nLED	W		dim
		18	22	
On request 3000A	14	83	84	7500 lm
	18	60	60	9700 lm
On request 5000A	14	82	82	10200 lm
	18	100	100	13200 lm
On request	14	129	129	16170 lm
	18	159	159	21800 lm

BCC 578 adjustable bracket
 anthrac. 390720-00
 Adjustable bracket for wall mounting or for use on the towers.

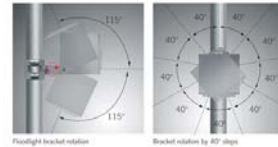


General index

Index Pole-mounted systems


multiPro

otation



light distribution


In the MultiPro system, thanks to the adjustable beam spread of the floodlights, the installation flexibility allows 30° horizontal surfaces (streets, parks, car parks) and vertical planes (signs, monuments, electronic details) to be illuminated at the same time.



Τύποι φωτιστικών οδού που ενδείκνυνται.

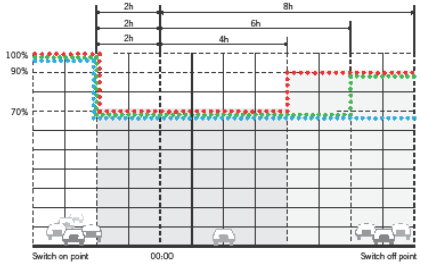
Asymmetric optic

Designed for pedestrian traffic (GG), contributes to comfortable environment (it is similar to the effect of indirect lighting).



#423

#634



Control allows the use of 4 different different output lumen different powers.

- Profile 1 100% table with flow
- Profile 2 70% midnight recognition
- Profile 3 70% midnight recognition
- Profile 4 70% midnight recognition

can also be customised by including midnight recognition the output lumen levels.


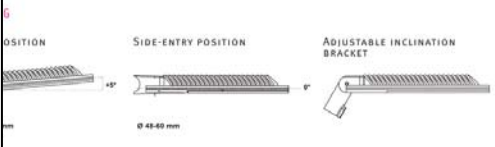
Switch on point 00:00 Switch off point

- Profile 1
- Profile 2
- Profile 3
- Profile 4

DNS

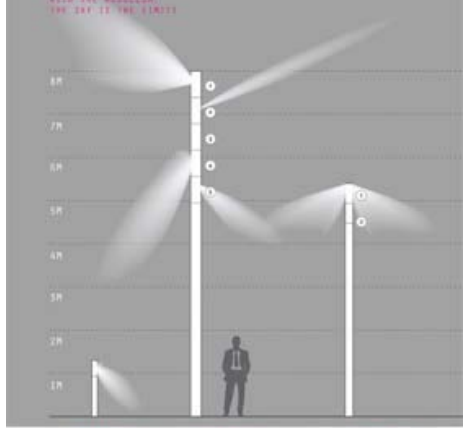


	Mini	Midi	Maxi
L	585mm	672mm	980mm
W	226mm	276mm	295mm
H	87mm	87mm	93mm



Τύποι φωτιστικών οδού που ενδείκνυνται.

WITH THE RESOLLER, YOU SAY IT YOURS!




MICRO 1 MODULE
Total height: 2,2m
Module size: 20x20cm
• Lighting a narrow pedestrian pathway
• 100lm (100lx)

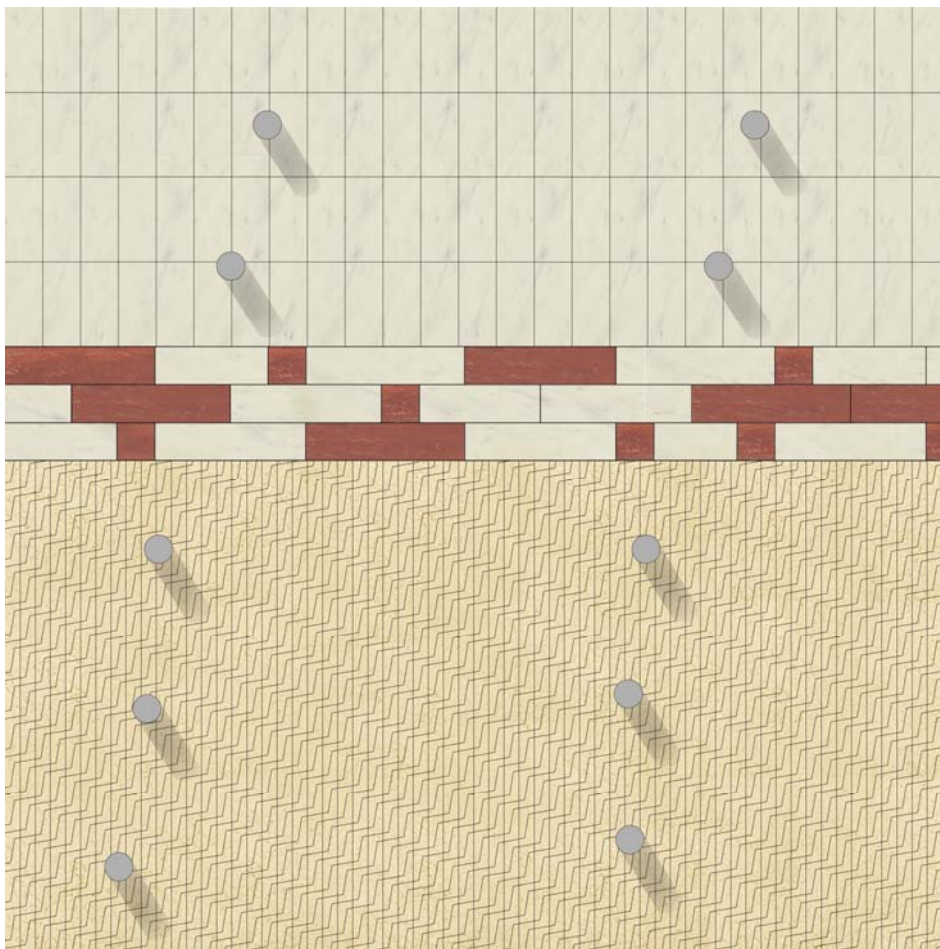
MAXI 9 MODULES
Total height: 8m
Module size: 30x30cm
• Facade lighting
• Street lighting (max 100lx)
• Accent lighting of a statue
• 2 x 400lm (100lx)
• Surveillance camera
• Ambience lighting for a large pavement
• Module height: 200 (100 extra 10cm)
• Lighting the street
• 4x 100lm (100lx)

MINI 2 MODULES
Total height: 2,2m
Module size: 20x20cm
• Lighting an urban square
• 200lm (100lx)
• Landscape

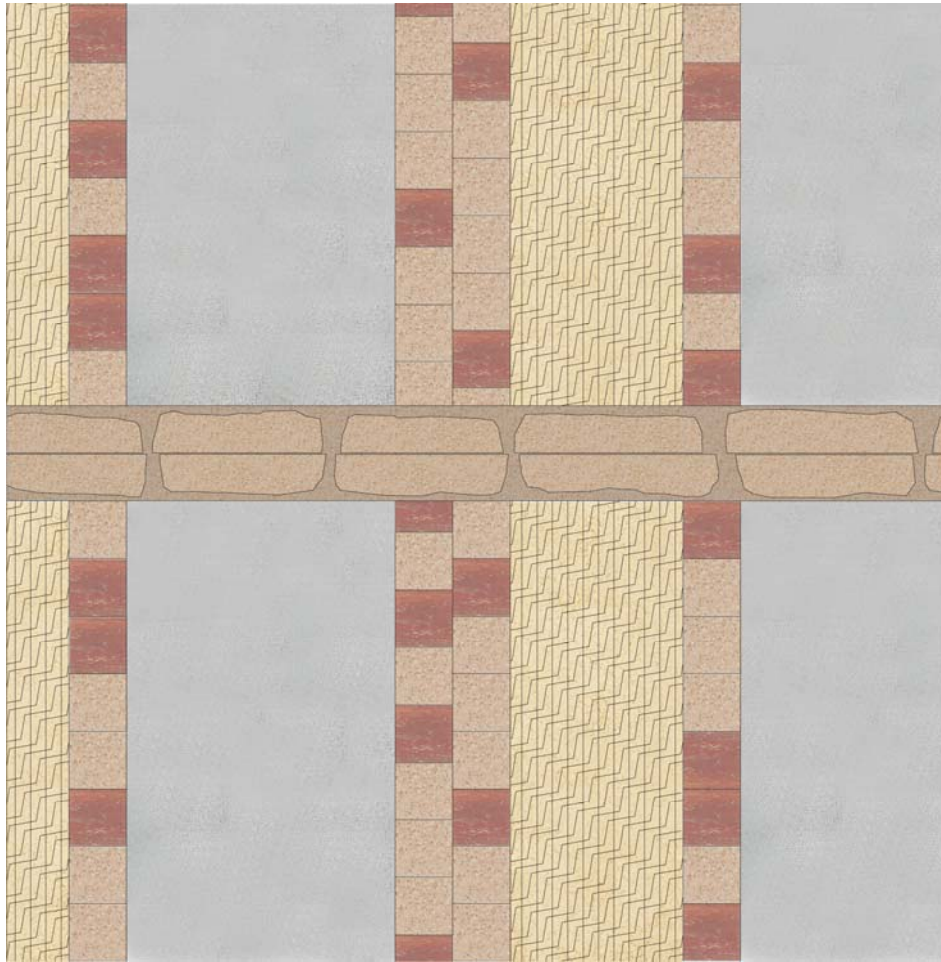
Τύποι φωτιστικών πεζοδρόμου.



Πέτρα Αγίας Γαλήνης.



Συνδυασμός κυβόλιθου, πέτρας Αστερουσίων και ανοιχτού γκρι μαρμάρου.



Συνδυασμός κυβόλιθου, πέτρας Αστερουσίων και χτενιστού σκυροδέματος.



Στην εικόνα με κεραμιδί η περιοχή ανάκτησης του τείχους και με κιτρινοπράσινο περιοχές και κτήρια που οφείλουν να αλλάξουν χρήστη.